

Bur Oak Secondary School

Parent Presentation


September 16, 2020





HELLO!
and Welcome!

About Bur Oak SS



School Programs

- SHSM- Specialist High Skills Major
(Business, Health and Wellness, Energy)
- English Language Learners
- Special Education – ASD, Autism, DD
- Cooperative Education/ OYAP (Ontario Youth Apprenticeship Program)
- Alternative Education & ALEP - Alternative Learning Experience Programme
- Dual Credit
- Repertoire

School Schedule

Semester One Schedule - September 2020

Dates for First Round of Rotations	Rotation One September 14 - 25 November 10 - 26		Rotation Two Sept. 28 to October 9 Nov 27 - December 14		Rotation Three Oct. 13 to October 26 December 15 - January 13		Rotation Four October 27 to November January 14 - January 29	
F2F 8:15 - 10:45	Period 1 Cohort A	Period 1 Cohort B	Period 2 Cohort A	Period 2 Cohort B	Period 3 Cohort A	Period 3 Cohort B	Period 4 Cohort A	Period 4 Cohort B
10:45-11:00	Students Exit the Building							
11:00-12:15	Travel Time and Lunch							
12:15-1:05	Period 2 Cohorts A&B	Period 2 Cohorts A&B	Period 1 Cohorts A&B	Period 1 Cohorts A&B	Period 4 Cohorts A&B	Period 4 Cohorts A&B	Period 3 Cohorts A&B	Period 3 Cohorts A&B
1:10-2:00	Period 3 Cohorts A&B	Period 3 Cohorts A&B	Period 3 Cohorts A&B	Period 3 Cohorts A&B	Period 1 Cohorts A&B	Period 1 Cohorts A&B	Period 1 Cohorts A&B	Period 1 Cohorts A&B
2:05-2:55	Period 4 Cohorts A&B	Period 4 Cohorts A&B	Period 4 Cohorts A&B	Period 4 Cohorts A&B	Period 2 Cohorts A&B	Period 2 Cohorts A&B	Period 2 Cohorts A&B	Period 2 Cohorts A&B

Structure and Rules

- Dress Code/ Health and Safety - Masks, dress for a learning environment
- Online Etiquette - be respectful, negative behaviour will have consequences
- Phones and Gaming Devices - not to be used in classrooms
- Valuables - be careful
- Bike Racks - lock your bike to the rack
- Parking Lot - if you must drive, please pay attention to the signs

Diploma Requirements

- Community Involvement Hours - 40 hours (mandatory)
- OSSLT (mandatory; grade 10)



Goals


We all want students to...

- achieve their potential.
- develop positive relationships with other students.
- become engaged in learning and opportunities for success.

Positive Relationships

- Friends
- Social Networking
- Protection of Privacy
- Bullying - report it
- Regular Communication





Tip # 1 Look After Yourself

Tip # 1 Look After Yourself

- Encourage your son/ daughter to balance school with their other commitments
- Talk to your son/ daughter about what is happening in their life
- Communicate with teachers, administration, guidance
- Access support from Guidance – personal, high school and post-secondary planning, careers and community resources
 - Ms. Andersen (A-G, Students with an IEP)
 - Mr. Vittore (H-M)
 - Ms. Wong (N-S)
 - Mr. Milberg (T-Z, International Students)



Tip # 2: Be an Active Learner

Think about your learning

“If you can’t
explain it
simply, you
don’t
understand it
well enough”
Albert Einstein

- Role model curiosity and learning
- Your child is developing an adult brain – you no longer need to know the answers to all their questions, but you can encourage them to ask questions and try to find the answers together
- Build background knowledge of the world by sharing your knowledge, watching the news, or talking about current events
- Ask your child to explain what they learned in class
- Share connections, ideas, or questions that you think of as you are listening
- Talk about the ideas or concepts they are learning about



Tip # 3: Show Initiative & Stay Connected

Tip # 3: Show Initiative & Stay Connected

- Stay engaged in class and online
- Encourage your son/ daughter to ask questions of teachers, participate in class and seek clarification when necessary
- Connect with Peers
 - Get to know your classmates when in class and online
- Check email for updates from teachers and school



Tip # 4: Manage Your Time

Tip # 4: Manage your time

- Attendance and punctuality - be at school for 8 a.m. contact attendance at bur.oak.ss.attendance@yrdsb.ca
- Make daily to-do lists
 - Put the most important things at the top
 - Helps the student to focus and prioritize
 - Create a schedule together
- Routines can help with organization and getting things done
 - Evening routine could start with homework
 - Schedule in 10-15 minute breaks
 - Have a bedtime routine that relaxes the mind
- Identify distracters and avoid them

Tip # 5: Use Technology Effectively

- Use it to complete homework
 - Find information on the internet
 - Enhances papers and presentations
- Collaborate
 - With peers as an opportunity to learn with one another
 - With teachers for feedback
 - With Guidance counselors to plan for the future
- Use technology as a student planner
 - Organize time
 - Schedule due dates, set the alarm for reminders
- Can be part of entertainment, in moderation
 - Make good choices

Supporting Student Success Together

"They may forget what you said, But they will never forget how you made them feel." Maya Angelou

"It must be remembered that the purpose of education is not to fill the minds of students with facts... it is to teach them to think, if that is possible, and always to think for themselves." *Robert Hutchins*

There are only two lasting bequests we can hope to give our children.

One of these is roots; the other is wings.


- Hodding Carter

Parental Involvement

- Ask a lot of questions. ...*"involve" yourself*
- Read and review with your child the student handbook, paying close attention to the school expectations
- Participate in school council
- Visit the school website
- Read the weekly e-bulletin (remember to provide your email to the school)
- Support your student's online engagement

Resources

- Weekly Parent Bulletin - E-Mail Notifications
- Check the [School Website](#) - calendar and handbook for updates
- [Student Handbook](#)
- Twitter @BOSSannounce
- Virtual School Council: **Monday September 21 at 6:30 p.m.**
- **Reports** October, November, February
- **No Exams** - for Semester 1 of 2020 - 2021



THANKS!

Any questions?